

Revitalizing the WTO: Challenges and
Opportunities for Japan

What has the WTO achieved in the past 20 years?



Yuka Fukunaga
Waseda University



Structure of Presentation

- Highlights of the 20 years
 - Dispute Settlement
 - Trade Negotiations: Doha Development Agenda
- What we often miss:
 1. **Membership**
 2. **Outreach**
 3. **Organizations**

1. Membership

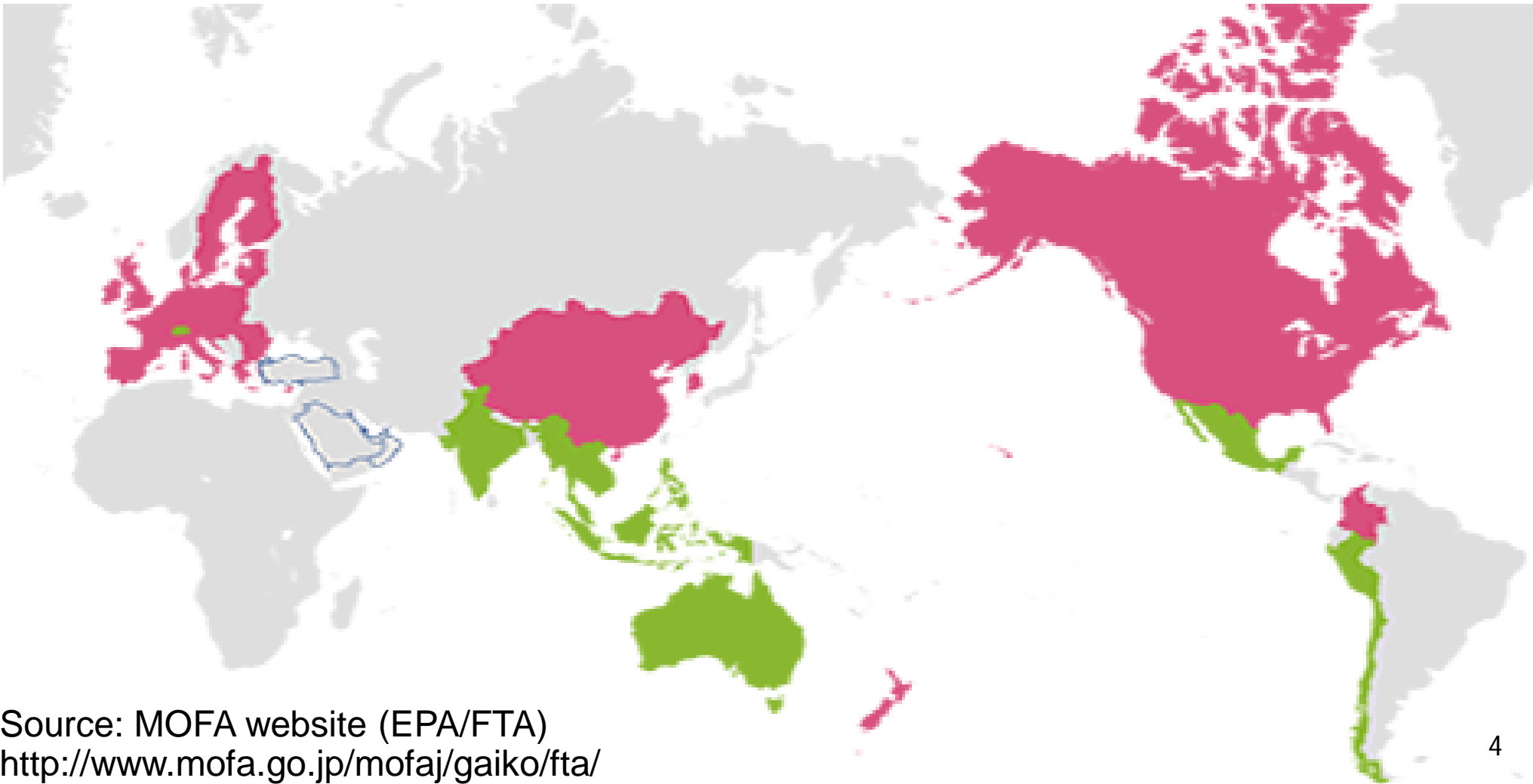
1) Expansion

- 128 to **160 Members**

Disclaimer



Source: WTO website
(Members and observers of the WTO) http://www.wto.org/english/thewto_e/countries_e/org6_map_e.htm



Source: MOFA website (EPA/FTA)
<http://www.mofa.go.jp/mofaj/gaiko/fta/>



2) Emerging Economies

- **China**

- Since 11 December 2001

- **Viet Nam**

- Since 11 January 2007

- **Russian Federation**

- Since 22 August 2012

3) Developing Countries

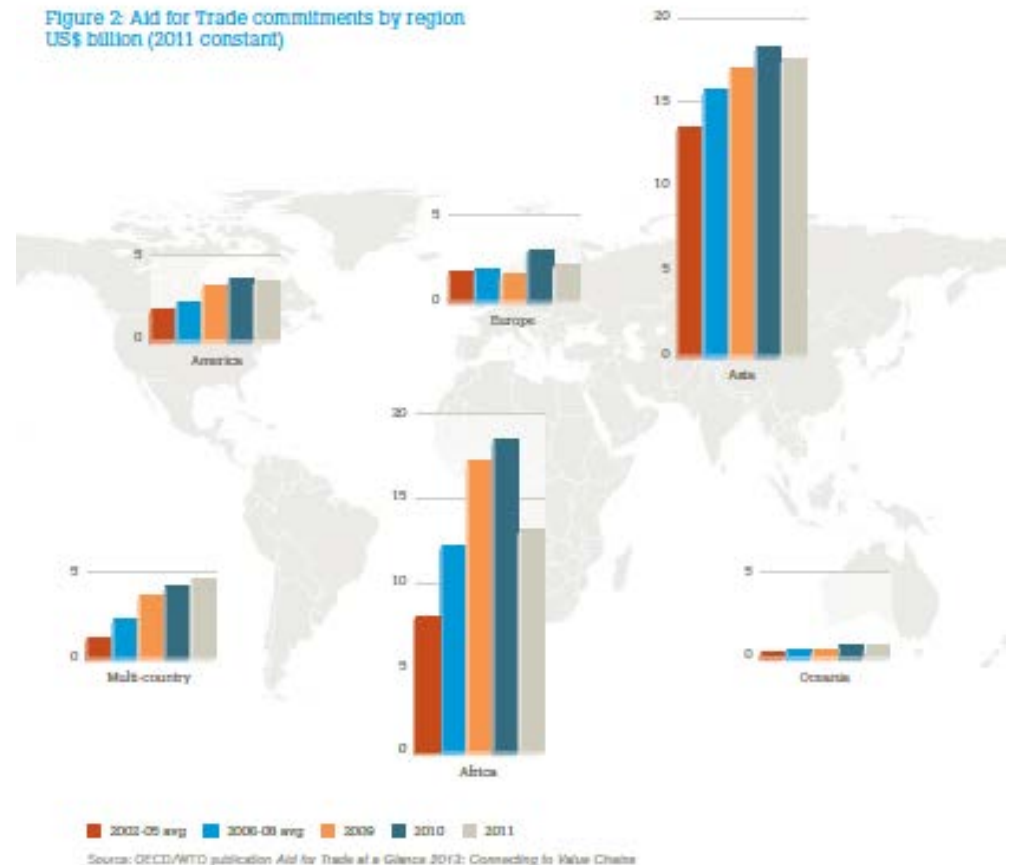
- **Special and differential (S&D)** treatment provisions

- **Aid for Trade**

- Technical assistance

- Enhanced Integrated Framework (EIF)

Figure 2: Aid for Trade commitments by region
US\$ billion (2011 constant)




Source: WTO Annual Report 2014, p.103


http://www.wto.org/english/res_e/booksp_e/anrep_e/anrep14_e.pdf

2. Outreach

1) Civil Society

- NGO participation
 - Seattle Ministerial Conference in November 1999
- **Public Forum**
 - Since September 2007
- **Transparency**
 - Documents
 - Meetings
 - Dispute settlement





2) Other International Organizations

- **Observer status** for international intergovernmental organizations
- **Trade and Environment**
 - Multilateral Environment Agreements (MEAs) Secretariats
- **TRIPS and public health**
 - World Health Organization (WHO)
 - World Intellectual Property Organization (WIPO)

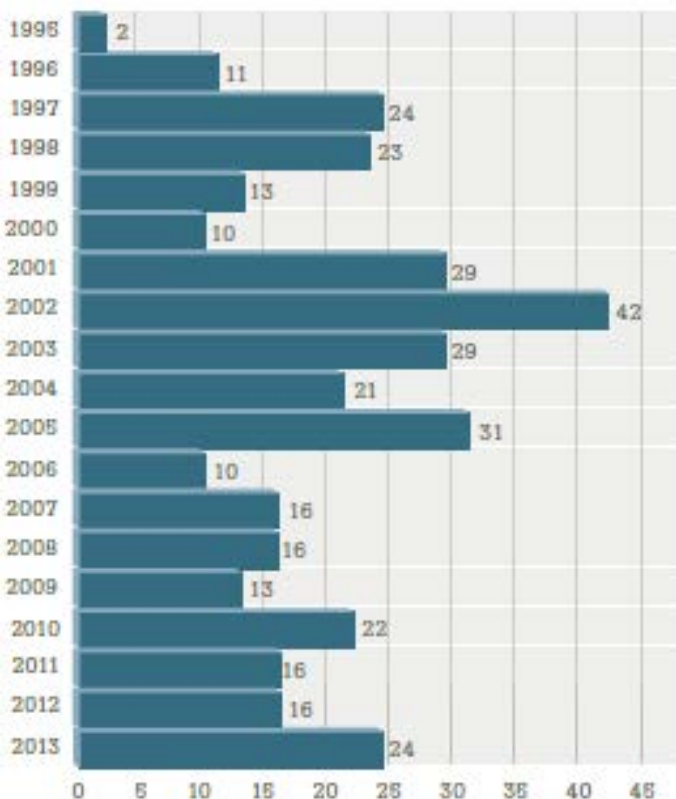
3. Organizations

1) Trade Policy Review Body

- Trade Policy Review Mechanism (TPRM) 1989-2014
 - **405 reviews**
 - **149 Members**
- TPR: Japan
 - 11th review in February 2013
- **Trade Monitoring Reports**
 - WTO-wide reports on trade-related developments
 - Joint reports on G-20 trade and investment measures

2) Councils and Committees

Figure 3: Number of new SPS trade concerns raised per year

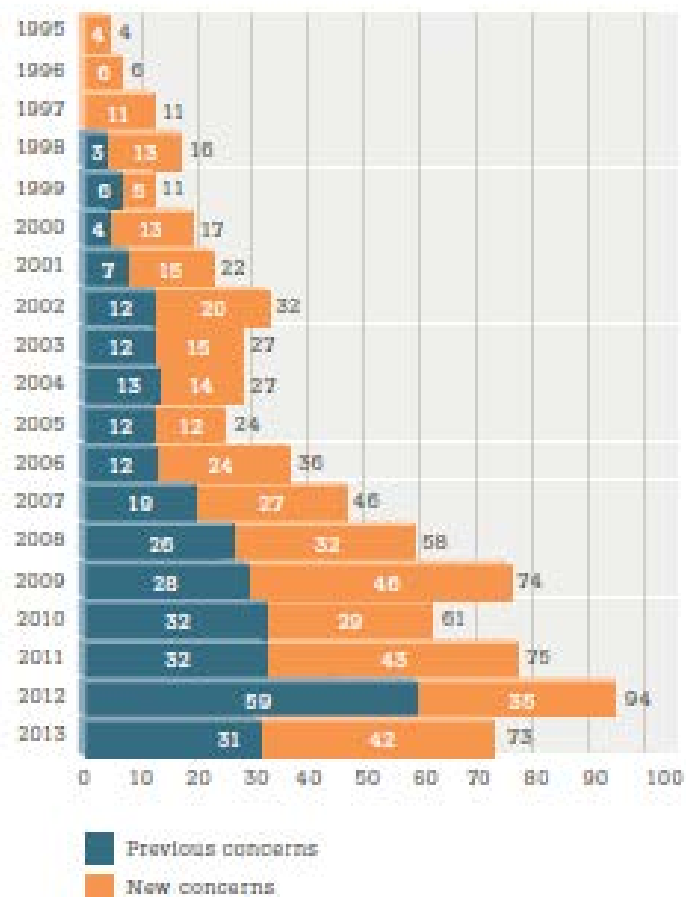


- Notifications
- SPS Committee
 - **Specific trade concerns**
 - **Mediation procedure**

Source: WTO Annual Report 2014, p.49
http://www.wto.org/english/res_e/booksp_e/anrep_e/anrep14_e.pdf



Figure 5: Specific trade concerns raised in the TBT Committee, 1995 to 2013



- TBT Committee
 - Specific trade concerns
 - Good regulatory practices

Source: WTO Annual Report 2014, p.52
http://www.wto.org/english/res_e/booksp_e/anrep_e/anrep14_e.pdf

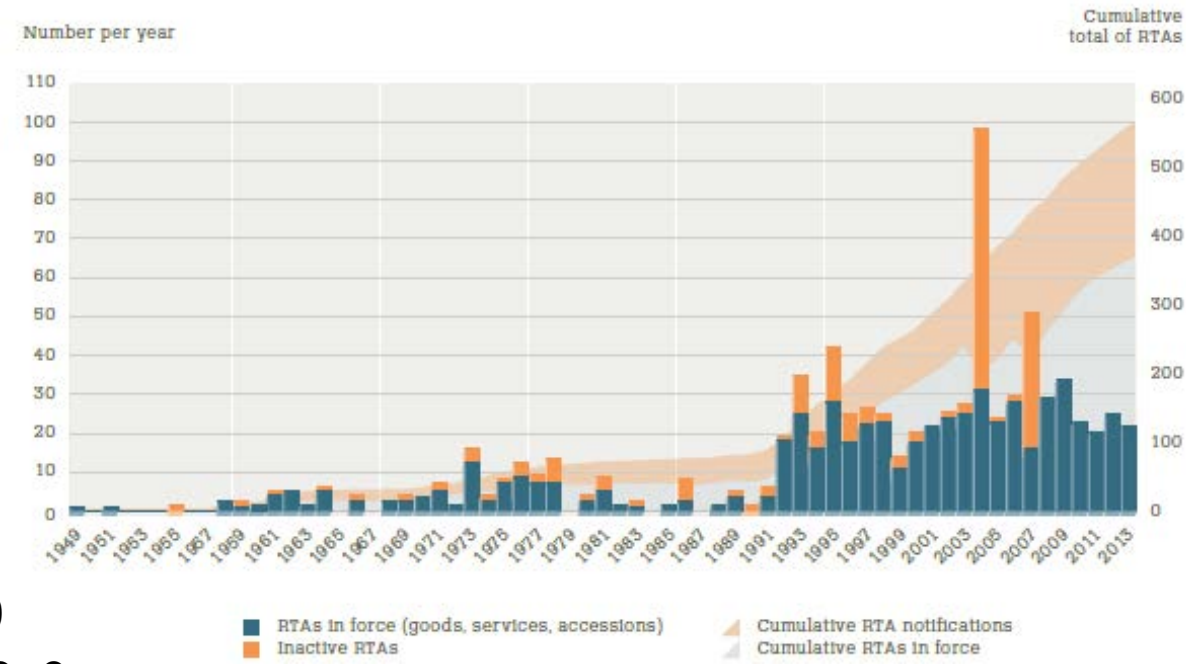


■ Committee on Regional Trade Agreements (CRTA) & Committee on Trade and Development (CTD)

■ Transparency Mechanism for Regional Trade Agreements

- Provisionally applied from 2007

Figure 10: All RTAs notified to the GATT/WTO (1949 to 2013) by year of entry into force



Source: WTO Annual Report 2014, p.69
http://www.wto.org/english/res_e/booksp_e/anrep_e/anrep14_e.pdf